


MF828

TECHNICAL OVERVIEW

The MF828 is a freely programmable, micro-processor based controller capable of operating standalone or as part of a network. All Building Management System (BMS) features of energy management, control, data logging, alarm/event monitoring and remote communications are resident within the MF828.



FEATURES

- 12 Time Channels
- 24 Limit Switches for economy and frost settings
- 48 Setpoint Generators for compensation etc.
- 24 User Adjusts for targets
- 128 Programmable Logic Nodes
- 32 P + I Loops
- 24 Independent Data / Energy Logs
- Alarm/Event list
- Communications
- Networking (up to 32 outstations max)
- Battery back up of up to 10 years
- Multiple level passwords

SPECIFICATION

Power Supply:	230/240v 50Hz, 10VA approx
Configuration:	Central Processing Unit (CPU) card connected via communications cable to input / output cards (See LDCX, LDCN data sheets). Up to eight can be added to a single MF828 outstation giving a total maximum capacity of 64 Analog Inputs, 64 Digital Inputs, 32 Analog Outputs and 64 Digital Outputs.
Dimensions:	CPU – 250mmx150mmx60mm
CPU:	LCD Display, Keypad and 4 programmable push button overrides
Electrical:	Belden 4 Core Screened cable used for communications to input / output cards RS reference number: 528-2049
Communications:	25 pin RS232 port for a modem / ethernet and 9 pin engineers RS232 port for laptop connection
Country of Origin:	UK
Product Code:	MF828
Optional Enclosure:	RCP2500 enclosure (pictured above)

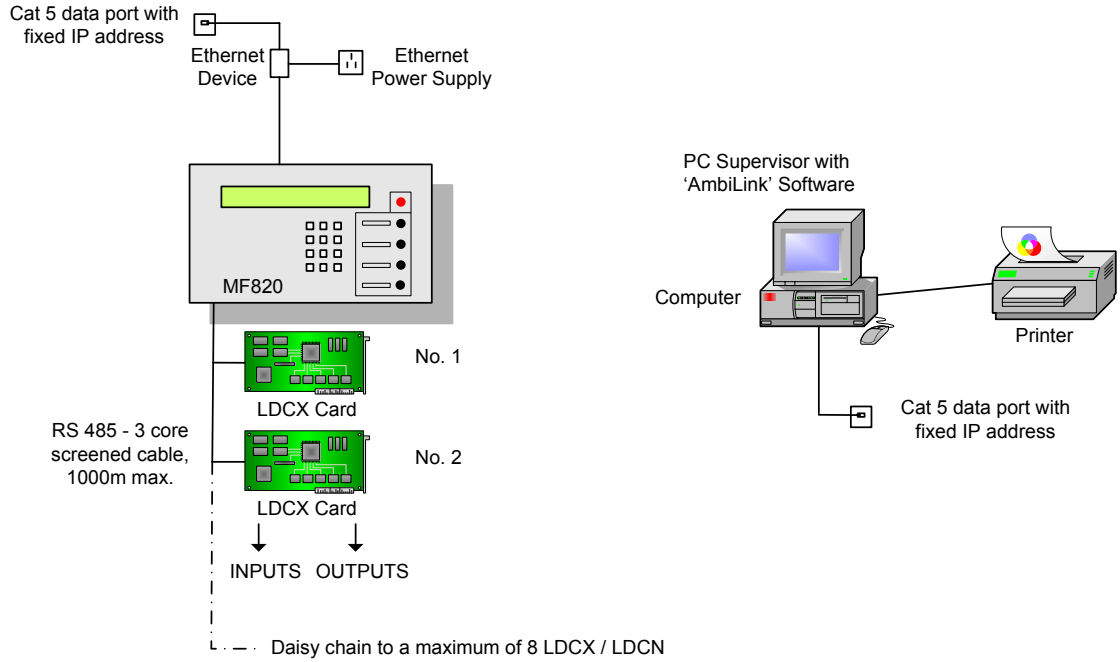
Ambiflex Ltd

5 Vale View
Vicarage Lane
Bowdon, Cheshire
WA14 3BD
Tel: 0161 941 1122
Fax: 0161 941 1188

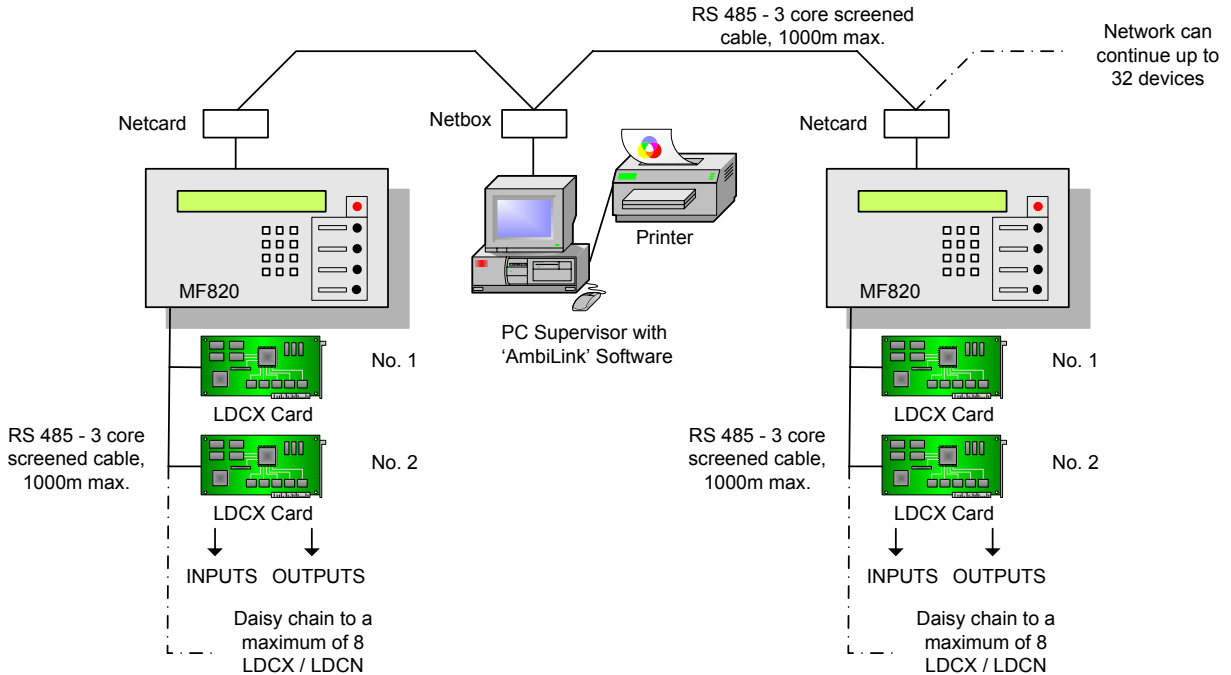
AMBIFLEX DATA SHEET: PAGE 1 of 2

MF828 Building Management System

Typical Ethernet Configuration



Typical Network Configuration



Ambiflex Ltd

5 Vale View
 Vicarage Lane
 Bowdon, Cheshire
 WA14 3BD
 Tel: 0161 941 1122
 Fax: 0161 941 1188

AMBIFLEX DATA SHEET: PAGE 2 of 2

MF828 Building Management System